

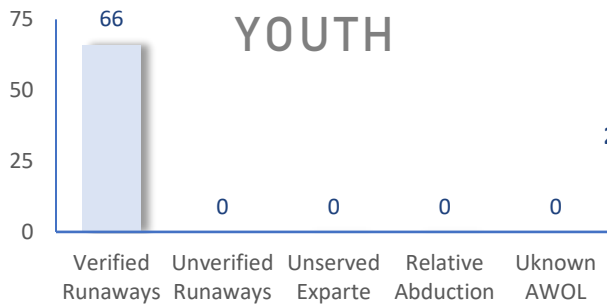
The following statistics show the status and demographics of absent Kansas foster youth and track DCF's successful recovery efforts.

## RECOVERED YOUTH

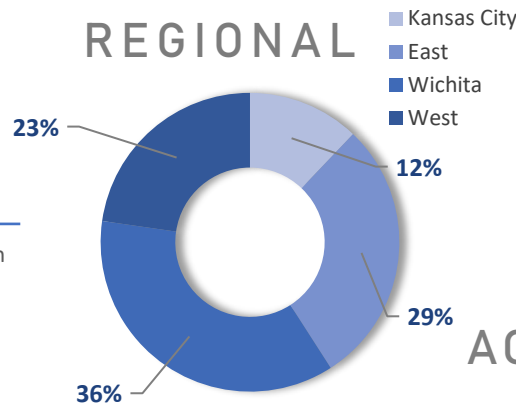


\*A youth may be recovered more than once per month.

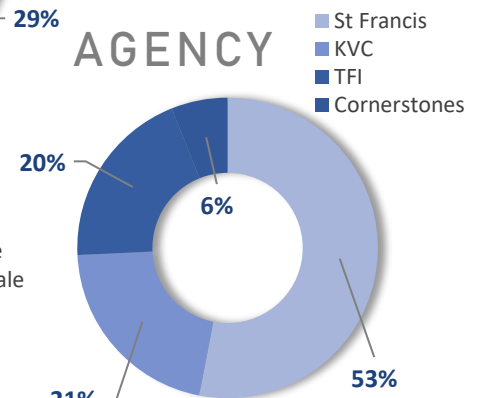
## CURRENT AWOL YOUTH



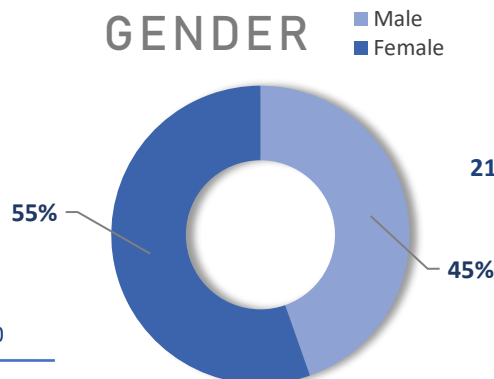
## REGIONAL



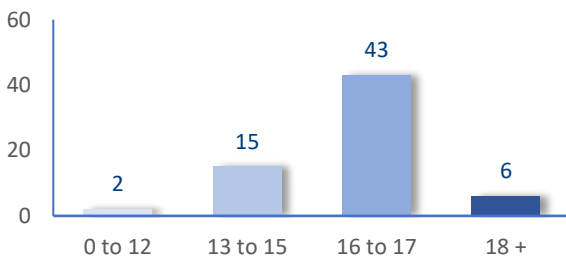
## AGENCY



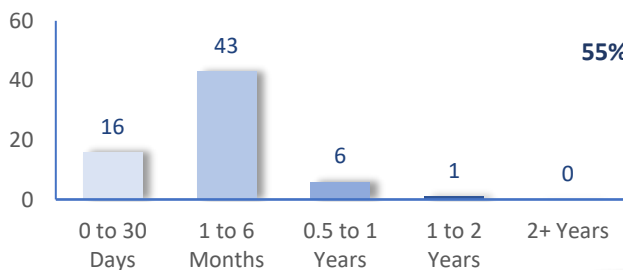
## GENDER



## AGE



## TIME



## DAILY AWOL YOUTH

# 2021

May		June		July		August	
DATE	# AWOL	DATE	# AWOL	DATE	# AWOL	DATE	# AWOL
3	73	1	58	1	63	2	79
4	72	2	58	2	63	3	79
5	70	3	59	6	69	4	80
6	71	4	59	7	69	5	82
7	71	7	57	8	69	6	76
10	68	8	58	9	68	9	74
11	68	9	58	12	67	10	73
12	65	10	60	13	68	11	72
13	63	11	60	14	67	12	70
14	64	14	62	15	65	13	69
17	64	15	61	16	68	16	69
18	67	16	60	19	67	17	73
19	69	17	63	20	68	18	68
20	68	18	62	21	68	19	69
21	66	21	65	22	68	20	66
24	71	22	68	23	72	23	68
25	67	23	61	26	74	24	69
26	66	24	61	27	75	25	66
27	67	25	59	28	79	26	66
28	65	28	62	29	77	27	64
31	65	29	62	30	75	30	65
30	72	30	64			31	66